



SERIES 81 PELMET FITTING DIMENSIONS

Overall Track Length

To allow for the installation of motors onto the track, the overall length of the track must be shorter than the wall to wall measurements, and inside pelmets, by 25mm.

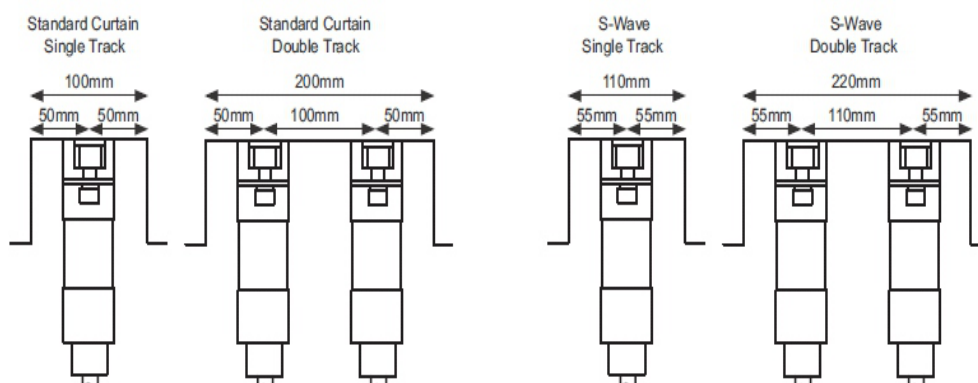


Pelmet Measurements

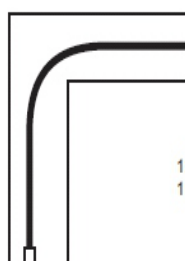
The pelmet measurements below are a suggested minimum size for a standard weight curtain. Heavier curtains will require a larger pelmet.

Note: All measurements are given for a 150mm radius bend. Large bends will require wider pelmets.

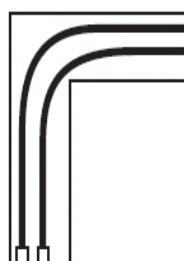
Straight Tracks



90° Bends



120mm Standard Curtains
155mm S-Wave



180mm 2x Standard Curtains
215mm 1x Standard & 1x S-Wave
280mm 2x S-Wave